

## Seattle Delivery Instructions

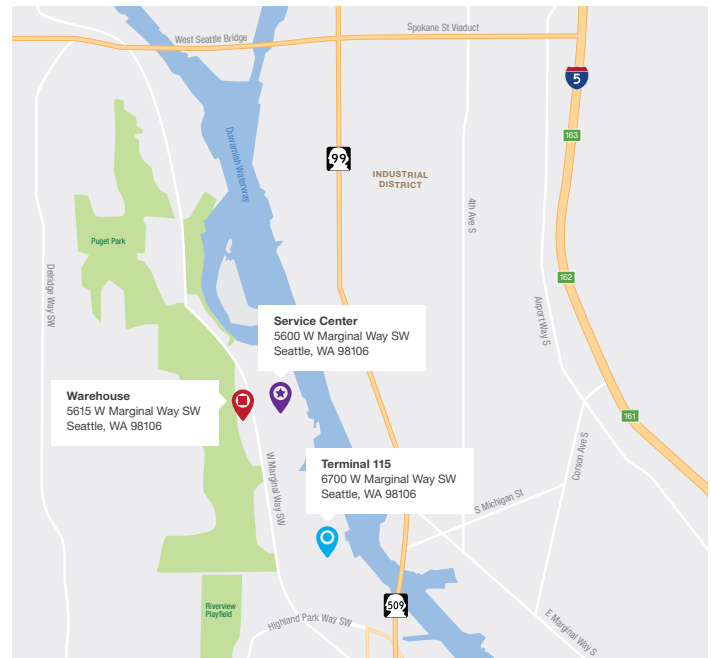
Alaska Marine Lines has 3 different drop-off locations in Seattle based on your cargo destination. Please use the table on the right to find out the right drop-off location.

**Service Center**  
 5600 W Marginal Way SW  
 Seattle, WA 98106  
  
 Main: 206-763-4244  
 Toll-Free: 800-950-4265  
 Fax: 206-764-5782  
 Email: [amlcsc@lynden.com](mailto:amlcsc@lynden.com)  
 Hours: Mon-Fri 7:00am–5:00pm

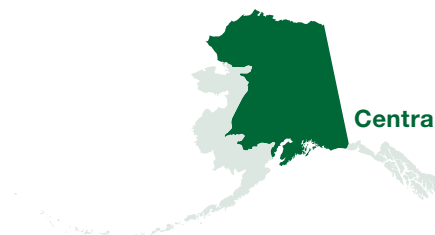
**Warehouse**  
 5615 W Marginal Way SW  
 Seattle, WA 98106  
  
 Main: 206-764-8346  
 Toll-Free: 800-326-8346  
 Email: [amlcsc@lynden.com](mailto:amlcsc@lynden.com)  
 Hours: Mon-Fri 7:00am–5:00pm

**Terminal 115**  
 6700 W Marginal Way SW  
 Seattle, WA 98106  
  
 Toll-Free: 800-426-3113  
 Email: [amlcsc@lynden.com](mailto:amlcsc@lynden.com)  
 Hours: *Full Load or Breakbulk*  
 Mon-Fri 7:00am–5:00pm  
  
*LCL*  
 Mon-Fri 7:00am–5:00pm

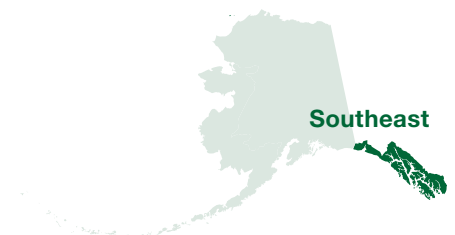
Cargo Destination	Seattle Drop-Off
Southeast Alaska <i>(Full Load or Breakbulk)</i>	Service Center
<i>Southeast Alaska (LCL)</i>	Warehouse
Central Alaska Western Alaska Hawaii <i>(Full Load, Breakbulk or LCL)</i>	Terminal 115



Bethel, Dillingham, Dutch Harbor,  
Kotzebue, Naknek, Nome



Anchorage, Fairbanks, Homer,  
Seward, Valdez, Wasilla



Craig, Haines, Juneau, Ketchikan,  
Petersburg, Sitka, Skagway,  
Thorne Bay, Wrangell, Yakutat